

Introduction to Pacing Guide: From Baseline to Growth Line - Pacing your Instruction with the Narrative Resource

Building a scope and sequence that works for your unique needs requires a careful look at your students' narrative skills, what you intend to accomplish, and how much time you can allow for this genre while still leaving time to teach other genres.

In the chart on the following page, we have provided a recommended scope and sequence of lessons. Each section of the guide has been broken down into the lessons and skills needed to complete a successful narrative piece of writing. Each section of this scope and sequence can be used as a guide for planning instruction with built in assessment and process writing. Use the blank pacing guide, "From Baseline to Growth Line," to map out your curriculum calendar for the particular needs of your students.

Empowering Writers recommends daily writing lessons of 30-40 minutes, however given the scope of curriculum required across all content areas, 3-4 times per week - 30-40 minutes spent on writing instruction will greatly improve student performance.

Recommended Order of Narrative Skills:

- Genre and Organization
- Elaborative Detail
- Beginnings
- Endings
- Suspense
- Main Event

The Table of Contents in each section of the guide includes a key for awareness lessons and foundational lessons. We have included this key with the name of the lesson to provide you with an at-a-glance planning tool. Then, there are lessons that support the understanding of the skills and optional response to text lessons. In some lessons you'll find multiple examples for student practice - choose the practice activities that best meets the needs of your students.



Grade 4 Unit Pacing Guide





















 Awareness lessons - 15-20 minutes each

 Foundational lessons - 30-40 minutes each

Italics: Lessons to Support Understanding - 20-30 minutes each

Italics: Before and After Lessons - to be used after Guided Practice as independent practice.

Optional: Response to Text Lessons - To be used at the teacher's discretion. Can be broken into multiple days - from 20-40 minutes each.

Baseline: Day 1 Section 1: Recognizing Genre	Weeks 1 and 2 Section 1: Recognizing Genre	Week 3 Section 3: Elaborative Detail	Week 4 Section 2: Beginnings and Section 6: Endings	Weeks 5 and 6 Section 4: Suspense and Section 5: Main Event	Weeks 7 and 8 Section 7: Growth Line - Process Writing
<p>BEGIN the year with a baseline prompt -</p> <p>Section 7 of the resource will give the background knowledge - this will require at least 45-60 minutes</p> <p>Lesson 3: Administering Prompts as Timed Writing Assessments</p>	<p> Lesson 1: Introducing Graphic Organizers</p> <p> Lesson 2: Comparing Four Types of Writing (<i>prepare for two days of instruction</i>)</p> <p> Lesson 3: Narrative, Informational/ Expository, or Opinion? Name the Genre!</p> <p> Lesson 4: Annotating Narrative Stories (<i>several examples to work through that could be broken down over the course of several days or used as review and reinforcement over the course of the academic year.</i>)</p>	<p> Lesson 1: Story Critical Characters, Setting, Objects</p> <p> Lesson 2: Irrelevant Details</p> <p> Lesson 3: General or Specific?</p> <p> Lesson 4: Story Critical Elements in Literature</p> <p> Lesson 5: Creating Elaborative Segments</p> <p><i>Lesson 6: Reading with Author's Eyes</i></p> <p><i>Lesson 7: Flip the Sentence Subject</i></p> <p> Lesson 8: Feelings and Showing or Telling?</p> <p><i>Before and After Revisions</i></p>	<p>SECTION 2: BEGINNINGS</p> <p> Lesson 1: Starting Off on the Right Foot</p> <p><i>Lesson 2: Analyze the Beginning</i></p> <p> Lesson 3: Revising Story Beginnings</p> <p><i>Before and After Activities</i></p> <p>SECTION 6: ENDINGS</p> <p> Lesson 1: Analyze this Ending</p> <p> Lesson 2: Extending this Ending</p> <p><i>Lesson 3: Writing Extended Endings</i></p> <p><i>Before and After Activities</i></p>	<p>SECTION 4: SUSPENSE</p> <p> Lesson 1: Find the Suspense</p> <p><i>Lesson 2: Word Referents</i></p> <p> Lesson 3: Red Flag Words and Phrases</p> <p> Lesson 4: The Magic of Three</p> <p> Lesson 5: Building Suspense</p> <p><i>Before and After Revision Activities</i></p> <p>SECTION 5: MAIN EVENT</p> <p> Lesson 1: Comparing Summaries and Fully Elaborated Main Events</p> <p> Lesson 2: Main Event</p> <p><i>Before and After Revision Activities</i></p>	<p>Complete a process piece where students can apply the skills they've learned to a whole piece</p> <p>Teacher Background - Process Writing</p> <p>Process Writing Projects - Process Writing Timeline</p> <p><i>OPTIONAL: 1 Day Complete an assessment to show growth over time. This will require at least 45-60 minutes</i></p> <p><i>Lesson 3: Administering Prompts as Timed Writing Assessments</i></p>

Optional Response to Text Lessons

	Section 1: Recognizing Genre	Section 3: Elaborative Detail	Section 2: Beginnings and Section 6: Endings	Section 4: Suspense and Section 5: Main Event	Section 7: Prompts and Process
<p>Optional Response to Text Lessons - use at your discretion</p> <p>Each lesson can be spread over several days</p>	<p>■ ■ ■ Lesson 5: Distinguishing Between Three Genres of Writing</p> <p>■ ■ ■ Lesson 6: Turning Questions into Responses</p> <p>■ ■ ■ Lesson 7: Digging Deeper - Be a Text Detective</p> <p>■ ■ ■ Lesson 8: Theme in Story</p>	<p>Lesson 9: Literary Analysis Task - Elaborative Detail</p> <p>Lesson 10: Narrative Extension Task - Elaborative Detail</p> <p>Lesson 11: Literary Analysis Task - Feelings</p>	<p>Lesson 4: Literary Analysis Task - Beginnings</p> <p>Lesson 5: Narrative Extension Task - Beginnings</p> <p>Lesson 4: Literary Analysis Task - Endings</p> <p>Lesson 5: Narrative Extension Task - Endings</p>	<p>Lesson 6: Literary Analysis Task -Suspense - Theme</p> <p>Lesson 7: Literary Analysis Task - Suspense</p> <p>Lesson 8: Narrative Extension Task - Suspense</p> <p>Lesson 3: Literary Analysis - Main Event</p> <p>Lesson 4: Narrative Extension Task - Main Event</p>	<p>Lesson 4: Writing a Literary Analysis Exploring Point of View</p> <p>Lesson 5: Writing in Response to Multiple Texts</p>

TEMPLATE - From Baseline to Growth Line: Pacing your Instruction with the Narrative Resource

INTRODUCTION:

Building a scope and sequence that works for your unique needs requires a careful look at your students' narrative skills, what you intend to accomplish, and how much time you can allow for this genre while still leaving time to teach other genres. Using the template, "From Baseline to Growth Line," will allow you to evaluate students' skills to determine the amount of time that you can spend teaching in a particular section of the guide. There's no one way to do this, so working through the chart on the next page will allow you to select focus lessons and block out time frames to best meet your students' needs and your calendar.

Empowering Writers recommends daily writing lessons of 30-40 minutes, however given the scope of curriculum required across all content areas, 3-4 times per week - 30-40 minutes spent on writing instruction will greatly improve student performance.

Recommended Order of Narrative Skills:

- Genre and Organization
- Elaborative Detail
- Beginnings
- Endings
- Suspense
- Main Event

The Table of Contents in each section of the guide includes a key for awareness lessons and foundational lessons. This key is included below. Then, there are lessons that support the understanding of the skills, before and after lessons for independent practice and optional response to text lessons. In some lessons you'll find multiple examples for student practice - choose the practice activities that best meets the needs of your students.



Awareness lessons - 15-20 minutes each



Foundational lessons - 30-40 minutes each

Lessons to Support Understanding - 20-30 minutes each

Before and After Lessons - to be used after Guided Practice as independent practice.

Optional: Response to Text Lessons - To be used at the teacher's discretion. Can be broken into multiple days - from 20-40 minutes each.



Grade 4 Unit Pacing Guide Template

NARRATIVE UNIT START DATE: _____

NARRATIVE UNIT END DATE: _____

TOTAL DAYS ALLOWED FOR NARRATIVE UNIT: _____

Baseline: Day 1	Section 1: Recognizing Genre Weeks: _____	Section 3: Elaborative Detail Week: _____	Section 2: Beginnings and Section 6: Endings Week: _____	Section 4: Suspense Week: _____	Section 5: Main Event Weeks: _____	Section 7: Growth Line - Process Writing Weeks: _____
BEGIN the year with a baseline prompt - Section 7 of the resource will give the background knowledge - this will require at least 45-60 minutes Lesson 3: Administering Prompts as Timed Writing Assessments	<i>Focus</i> <i>Lessons:</i>	<i>Focus</i> <i>Lessons:</i>	<i>Focus</i> <i>Lessons:</i>	<i>Focus</i> <i>Lessons:</i>	<i>Focus</i> <i>Lessons:</i>	Complete a process piece where students can apply the skills they've learned to a whole piece Teacher Background - Process Writing Process Writing Projects - Process Writing Timeline
1 Day	_____ days	_____ days	_____ days	_____ days	_____ days	8 Days