
























# Section 1: Recognizing Genre/Organization

## Contents



TEACHER BACKGROUND .....	20
LESSON 1	
Recognizing Genre  <b>W6.1, 6.2, 6.3, 6.4</b> .....	22
LESSON 2	
Distinguishing Between Expository, Opinion, and Argumentative Writing  <b>W6.1, 6.2, 6.4</b> <b>RI6.1, 6.2, 6.7, 6.9</b> <b>SL6.1</b> <b>L6.1, 6.2</b> .....	25
LESSON 3	
Expository and Narrative Book Covers and Summaries <b>W6.10</b> <b>RL6.2</b> .....	33
LESSON 4	
Strategic Reading – Informed Writing  <b>W6.2</b> <b>RI6.1, 6.2, 6.4, 6.5, 6.8</b> <b>SL6.1</b> .....	39
LESSON 5	
Strategic Reading: Organization and Text Conventions  <b>W6.2, 6.4</b> <b>RI6.1, 6.2, 6.5, 6.7</b> .....	47
LESSON 6	
Close Reading Challenge <b>RI6.1, 6.2, 6.7</b> <b>L6.3, 6.4</b> .....	53
LESSON 7	
Analyzing and Annotating Expository and Opinion Writing  <b>W6.2, 6.4, 6.8, 6.9</b> <b>RI6.1, 6.2, 6.5, 6.9</b> .....	57
LESSON 8	
Writing Simple Summarizing Paragraphs <b>W6.1, 6.2, 6.10</b> <b>RI6.1, 6.2</b> <b>L6.3</b> .....	79
LESSON 9	
Comparing and Contrasting in Response to Multiple Texts <b>W6.2, 6.4, 6.8, 6.9</b> <b>RI6.1, 6.2, 6.5, 6.9</b> .....	88
LESSON 10	
Finding Irrelevant, Extraneous Details  <b>W6.2, 6.5</b> .....	106
LESSON 11	
Expository and Argumentative Pieces for Comparison  <b>W6.5</b> .....	113
LESSON 12	
Cut and Paste Activities  <b>W6.1, 6.2, 6.4, 6.5, 6.8, 6.9</b> <b>RI6.1, 6.2, 6.5, 6.8, 6.9</b> <b>SL6.1</b> .....	123

## Section 2: Broad Yet Distinct Main Ideas




### Contents

TEACHER BACKGROUND .....	141
LESSON 1	
Sort and Categorize  <b>W6.2, 6.5</b> <b>RI6.2</b> .....	145
LESSON 2	
Compare These Pieces  <b>W6.5</b> <b>RI6.1</b> .....	147
LESSON 3	
Pick, List and Choose:	
A Process for Thinking, Prewriting and Planning  <b>W6.1, 6.2, 6.4, 6.5</b> .....	154
LESSON 4	
Pick, List, Choose, Ask, Find: Generating Main Ideas For Writing About Science and Social Studies  <b>W6.1, 6.2, 6.4, 6.5</b> <b>RI6.2</b> .....	157
LESSON 5	
Main Ideas – Don’t Overlap Them!  <b>W6.5</b> .....	165
LESSON 6	
Main Ideas – Broad or Too Narrow?  <b>W6.5</b> .....	170
LESSON 7	
Recognizing Givens and Variables in Prompts and Assignments  <b>W6.1, 6.2, 6.4</b> <b>SL6.1</b> .....	176
LESSON 8	
Naming Givens and Variables .....	183
LESSON 9	
Generating Broad Yet Distinct Main Ideas  <b>W6.1, 6.2, 6.4, 6.5</b> .....	185
LESSON 10	
Alternatives to Boring, Redundant Main Idea Sentences  <b>W6.5</b> <b>L6.3</b> .....	188
LESSON 11	
Revising Boring, Redundant Main Idea Sentences  <b>W6.5</b> .....	192
LESSON 12	
Using a Thesaurus and Standard Proofreading/editing Marks .....	195
LESSON 13	
Main Idea Blurbs into Sentences  <b>W6.4, 6.5</b> <b>L6.1, 6.2, 6.3</b> .....	202
LESSON 14	
Turning Questions into Responses  <b>L6.1, 6.2, 6.3</b> .....	206
LESSON 15	
The Missing Main Idea  <b>RI6.1, 6.2</b> <b>SL6.1</b> <b>L6.1, 6.2, 6.3</b> .....	210
LESSON 16	
Sentence Variety and Word Referents..... <b>L6.3, 6.4, 6.5</b> .....	215
LESSON 17	
Preparing to Write a Response to Text  <b>W6.1, 6.2, 6.4, 6.5</b> <b>RI6.1, 6.2, 6.5, 6.7, 6.8, 6.9</b> .....	224
LESSON 18	
Preparing to Respond in Writing to Multiple Texts  <b>W6.1, 6.2, 6.4, 6.5, 6.8, 6.9</b> <b>RI6.1, 6.2, 6.5, 6.7, 6.8, 6.9</b> .....	235

## Contents

TEACHER BACKGROUND .....	252
LESSON 1	
What Does it Look Like? Why is it Important? Grab Bag  <b>W6.1, 6.2, 6.4, 6.5</b> .....	256
LESSON 2	
Just Okay...or Much Better?  <b>W6.1, 6.2, 6.5</b> .....	258
LESSON 3	
Sentence Matching  <b>W6.1, 6.2, 6.4, 6.5</b> <b>L6.1, 6.2, 6.3</b> .....	260
LESSON 4	
Writing Sentences Using Detail-Generating Questions <b>W6.4, 6.5, 6.10</b> <b>L6.1, 6.2, 6.3</b> .....	262
LESSON 5	
Find the Overly General Words or Phrases <b>W6.5, 6.10</b> .....	267
LESSON 6	
Break up that Grocery List <b>W6.5, 6.10</b> .....	270
LESSON 7	
Using Detail-Generating Questions <b>W6.2, 6.4, 6.5</b> <b>SL6.1</b> <b>L6.1, 6.2, 6.3</b> .....	274
LESSON 8	
Flip the Sentence Subject!  <b>W6.5, 6.10</b> <b>L6.1, 6.2, 6.3</b> .....	283
LESSON 9	
Reading and Summarizing Texts <b>W6.2, 6.4, 6.8</b> <b>RI6.1, 6.2</b> <b>L6.3</b> .....	290
LESSON 10	
Comparing and Contrasting in Research Simulation Tasks <b>W6.1, 6.2, 6.4, 6.5, 6.8, 6.9, 6.10</b> <b>RI6.1, 6.2, 6.5, 6.8, 6.9</b>  .....	300
LESSON 11	
Paraphrasing  <b>W6.2, 6.8</b> <b>SL6.1</b> .....	313
LESSON 12	
Giving the Author Credit  <b>W6.1, 6.2, 6.8, 6.9</b> .....	319

## Contents

TEACHER BACKGROUND .....		324
LESSON 1	<b>W6.6, 6.7</b> <b>RI6.1, 6.2, 6.7, 6.8, 6.9</b>	
Reading Strategically and Finding Information Within Text  .....		325
LESSON 2	<b>W6.6, 6.7</b>	
Research! Using Search Engines .....		328
LESSON 3	<b>W6.4, 6.5, 6.6, 6.7, 6.8</b>	
Images and Videos: Adding Descriptive Details and Generating Research Questions.....		331
LESSON 4	<b>W6.6, 6.7</b> <b>RI6.1, 6.7</b>	
Researching a Topic of Interest.....		337
LESSON 5	<b>W6.6, 6.7</b> <b>RI6.7</b>	
Gleaning Information Using Diagrams, Charts, Graphs, and Maps .....		343
LESSON 6		
Taking Notes from Lectures & Multi-media Presentations  <b>W6.7, 6.8</b> <b>SL6.2</b>		348
LESSON 7	<b>W6.1b, 6.2b, 6.7, 6.8, 6.9</b> <b>SL6.2</b>	
Research/Take Notes/Write/Cite.....		352
LESSON 8	<b>W6.1b, 6.2b, 6.7, 6.8, 6.9</b>	
Restating Information From Research .....		358
LESSON 9	<b>W6.1b, c, d, W6.2b, c, d, 6.10</b> <b>RI6.1</b> <b>L6.3</b>	
Locating Golden Bricks for Research.....		360
LESSON 10		
Transitional Words and Phrases  <b>W6.1c, 6.2c</b> <b>L6.3</b>		363
LESSON 11	<b>W6.4, 6.5, 6.10</b>	
Revise this Paragraph .....		368
LESSON 12	<b>W6.4, 6.5, 6.10</b>	
Writing a Paragraph Using Supporting Details .....		373
TEACHER BACKGROUND		
Helpful Sentence Starters for Expository Sub-Genres .....		377
STUDENT REFERENCE PAGE		
The Compare/Contrast Piece .....		379
LESSON 13	<b>W6.2, 6.7, 6.8, 6.9, 6.10</b> <b>RI6.1, 6.4, 6.5, 6.9</b>	
Using Information from Multiple Sources.....		381

# Section 5: Introductions and Conclusions

## Contents

### TEACHER BACKGROUND

Introducing the Introduction Paragraph **W6.1, 6.2** ..... 389

### LESSON 1

Leads and Topic Sentences  **W6.1, 6.2, 6.4, 6.5** ..... 391

### LESSON 2

Writing an Attention-Grabbing Lead **W6.1, 6.2, 6.4, 6.5, 6.7, 6.10** **SL6.1** ..... 397

### LESSON 3

Effective Topic Sentences **W6.2, 6.4, 6.5** ..... 403

### LESSON 4

Writing Topic Sentences **W6.1, 6.2, 6.4, 6.5** **SL6.1** ..... 405

### LESSON 5

Writing the Introduction Paragraph **W6.1, 6.2, 6.4, 6.5, 6.10** **SL6.1** **L6.3, 6.6** ..... 408

### LESSON 6

Writing Response to Text Introduction Paragraphs  **W6.1, 6.2, 6.4, 6.5** **RI6.1, 6.2** **L6.3** ..... 417

### TEACHER BACKGROUND

Conclusions **W6.1, 6.2, 6.4, 6.5** **L6.3, 6.6** ..... 420

### LESSON 7

Revising Dull Conclusion Paragraphs  **W6.5** **RI6.1** ..... 423

### LESSON 8

Revise This Conclusion Paragraph **W6.5, 6.10** ..... 426

### LESSON 9

Definitive Words and Phrases and Informative Verbs **W6.1, 6.2** **L6.3, 6.6** ..... 430

### LESSON 10

The Hypothetical Anecdote **SL6.1** **L6.3, 6.6** ..... 434

### LESSON 11

Analyzing More Complex Conclusions  **W6.1, 6.2, 6.9** **RI6.1** ..... 436

### LESSON 12

Crafting Powerful Conclusion Paragraphs **W6.2d, 6.2f** **SL6.1** ..... 438

### LESSON 13


Broadening Your Topic **W6.2, 6.5, 6.6, 6.7** **SL6.1** ..... 444

### LESSON 14

Writing Response to Text Conclusion Paragraphs **W6.1, 6.2f** **RI6.1, 6.2, 6.5** **SL6.1, 6.2** **L6.3** ..... 447  
(2-Day Lesson)

# Section 6: Authentic Writing Tasks

## Contents

<b>W6.1, 6.2, 6.4, 6.5, 6.8, 6.9, 6.10</b> <b>SL6.1</b> <b>L6.1, 6.2, 6.3, 6.6</b> <b>R6.1-6.10</b>	
TEACHER BACKGROUND	
Authentic Writing Tasks .....	461
LESSON 1	
Analyzing Writing Assignments for Givens and Variables  <b>W6.1, 6.2, 6.4, 6.5</b>	466
TEACHER BACKGROUND	
Literary Analysis Task: Response to Text.....	476
Literary Analysis Task: Identifying “Theme” in Writing .....	478
LESSON 2	
Identify the Theme..... <b>RL6.2</b>	479
TEACHER BACKGROUND	
Literary Analysis Task: How to Read Like an Author .....	490
LESSON 3	
Read Like an Author..... <b>W6.1, 6.2</b> <b>L6.1, 6.2, 6.3</b> <b>R6.1-6.10</b>	494
TEACHER BACKGROUND	
Literary Analysis Task: Narrator’s Point of View.....	500
LESSON 4	
Writing a Literary Analysis Exploring “Point of View” .....	501
Additional Text-Based Assignments..... <b>W6.1, 6.2, 6.4, 6.8, 6.9</b> <b>R6.6</b>	514
TEACHER BACKGROUND	
Process Writing .....	518
LESSON 5	
7-Day Process Writing..... <b>W6.1-6.10</b> <b>SL6.1</b> <b>L6.1, 6.2, 6.3</b> <b>R6.1-6.10</b>	519