


“Never doubt that a small group of thoughtful, committed, citizens can change the world. Indeed, it is the only thing that ever has.”

— Margaret Mead

This month help your students see how one person can spread change and bring brightness to their neighborhood.




Vacant lots. ABANDONED HOUSES. TRASH--lots of trash. Heidelberg Street was in **TROUBLE!** Tyree Guyton loved his childhood home--that's where his grandpa Sam taught him to "paint the world." So he wanted to **WAKE** people up... to make them see Detroit's **CRUMBLING** communities. **Paintbrush** in hand, Tyree cast his artistic spell, transforming everyday **junk** into **magic** trash. Soon local **KIDS** and families **joined** Tyree in rebuilding their neighborhood, discovering the healing **POWER** of **ART** along the way.

Want to learn more about this story? Visit the Heidelberg Project webpage at <https://www.heidelberg.org/>

Materials:

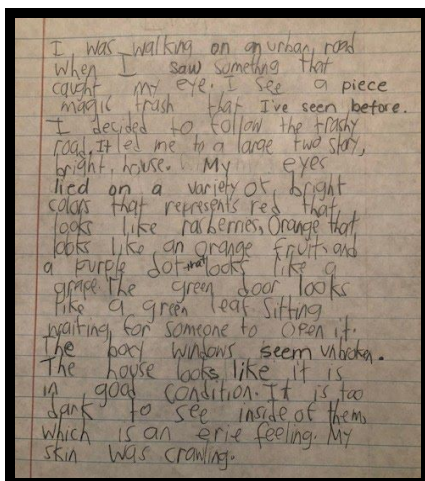
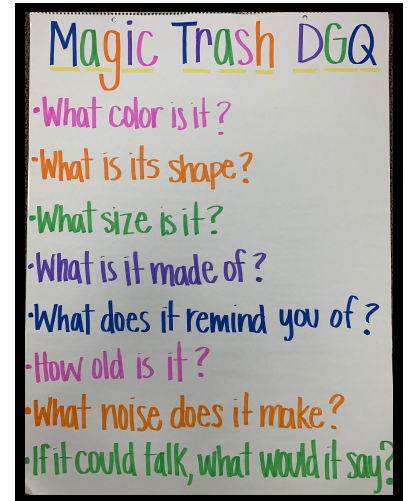
- Read aloud Magic Trash
- Watercolor paints/art supplies
- Detail Generating Questions PDF
- Sentence starters



The Lesson:

Students will write a descriptive segment using the Detail Generating Questions on a house they create for Heidelberg St. They will design and create an “old house” to be the newest addition to the neighborhood, paying close attention to detail. Through their painting and descriptions, this home will be the bright light in the neighborhood.

- Read aloud the book Magic Trash by J.H.Shapiro.
- Discuss some of the characteristics of the old houses versus the newly painted ones. How did Tyree use “trash” from the area to bring life back to his neighborhood? Chart with class ways that old, forgotten pieces became new. *(These will become specific details they use in their writing. Refer to Detail Generating Questions of the story critical object for additional modeling if needed.)*
- As a class, create a word-referent for “house” that the students can refer to in their sample piece, rather than repeating *house, house, house...*
- Have students sketch their house and list specific details that they will be elaborating on.
- Use the sentence starters and personal ideas to write a descriptive segment describing the house to visitors new to the area.
- Finally, allow students to create their new house. The samples included are done with watercolor paints, but this could also be done with markers or crayons.



Sentence Starters:

Sentence Starters

I couldn't help but notice...

My eyes widened as I spotted

The _____ caught my eye.

I heard the sound of _____

The air was filled with the
smell of _____

Just standing there made
me feel _____

It was the color of...

It reminded me of...

If you looked closely...

It was the size of...

Being there made me
feel...

Everyone loves the...

It was made of...

It towered over...

As I ran my hand along the
rail to the staircase I felt

My heart almost flew out of
its chest when _____