



# Make the most of your teaching time with the Hub, your one-stop resource for writing instruction.

Because we're educators ourselves, we know how busy a teacher's day can be—and that the best teaching tools are straightforward and easy to use. That's why we created the Hub, an online resource that puts our digital teaching guides, planning documents and other instructional tools in one easy to access place. With the Hub, you'll have a clear understanding of the sequence, pacing and purpose of your lessons—guided classroom instruction that delivers consistency across grade levels and can be customized to match your district's specific needs and requirements.



**Informational Pillar**

**INTRODUCTION**  
Lead/Topic Sentence

Main Idea #1

Detail	Detail
Detail	Detail

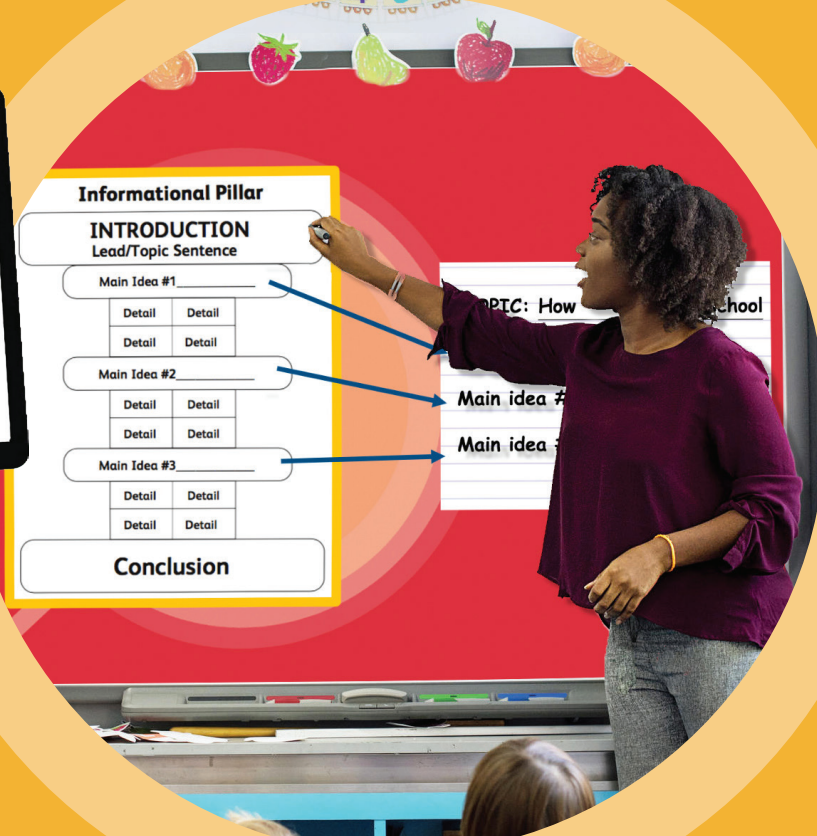
Main Idea #2

Detail	Detail
Detail	Detail

Main Idea #3

Detail	Detail
Detail	Detail

**Conclusion**



# Strengthen your teaching skills with proven tips and techniques.


The Hub includes modeled lessons, coaching segments, troubleshooting and other instructional support. You'll get a deeper understanding of every topic in our curriculum, and learn the best way to transfer your knowledge to students in the classroom.



## Teacher Background

Refresh, revisit, renew your teaching with these bite-sized segments that prepare and inform your instruction.


1



## Modeled Lessons

Watch actual classroom footage of foundational skills being taught by Empowering Writers certified instructors—pragmatic insight that can be applied right away.

2

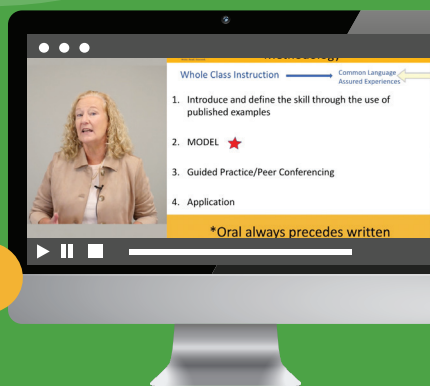


# Professional Development

## Tips

Elevate teaching practices with valuable overviews, pacing advice and troubleshooting tips from Empowering Writers master teachers.

3



For a **FREE Trial** call **1-866-285-3516** or visit <https://www.empoweringwriters.com/the-hub/>

**Empowering**  
Writers




# Bring learning to life with fresh and engaging teaching tools.

We make learning with videos, animation and multi-sensory experiences that explore and explain the components of good writing. Plus, you'll find teacher-focused, classroom-based videos at the Hub—real-world examples of how to teach narrative, informational, opinion and argumentative writing skills, as well as editing and revising.

## Virtual Field Trips

Engage students with multi-sensory experiences that provide important background information on topics prior to text annotation and analysis.



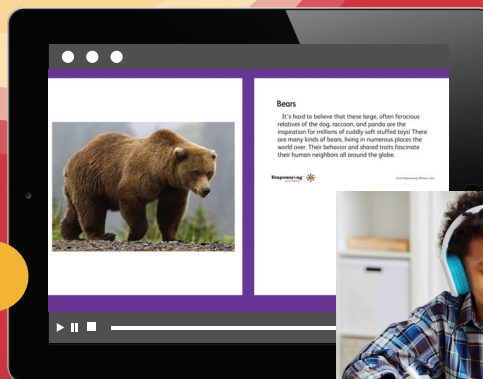
1

## Digital Tools

## Narrated Text

Help your students experience text on another level through audio narration

3



2

## Skill Power! PowerPoints

Guide the introduction of key skill areas in the writing process with topic-specific presentations.



For a **FREE Trial** call **1-866-285-3516** or visit <https://www.empoweringwriters.com/the-hub/>

**Empowering**  
Writers



# Help every student learn the necessary foundational writing skills.

As a teacher, you know that every student learns differently. That's why the Hub features a wealth of multi-media content you can use to support different learning styles at every grade level, all while delivering foundational, skill-building content.

## Genre-Specific Lessons

Strengthen your students' understanding of each writing genre, including narrative, informational, opinion and argumentative.

1


### Lesson 6: Writing Response Paragraphs

#### Objective

Students become familiar with several techniques for crafting Response introduction paragraphs and, in directed fashion, compose one.

#### Procedure

1. Explain to students that when writing in response to text their introduction should be straight-forward, addressing each given and variable in the assignment. Photocopy and distribute copies of [Strategies for Crafting Response to Text Introduction](#), pp. 404-405.
2. Walk students through [Strategies for Crafting a Response to Text Introduction](#), discussing each step, reading the examples, and pointing out how each technique is applied in the sample response.

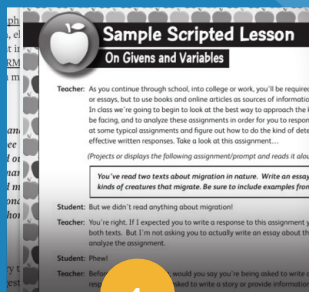


2

## Mentor Texts

Provide plenty of opportunity to annotate and analyze author's craft.

# Strategies and Lessons



4

## Structured Lessons

Target each skill necessary for effective writing and strategic reading.

### Whole Class Activity

- Distribute and discuss Strategies for Response to Text
- Model Writing Response to Text
- Guided practice

3

## Step-by-step Lesson Plans

Meet writing instruction goals with clear, measurable objectives and actionable strategies.

For a **FREE Trial** call **1-866-285-3516** or visit <https://www.empoweringwriters.com/the-hub/>

**Empowering Writers**

